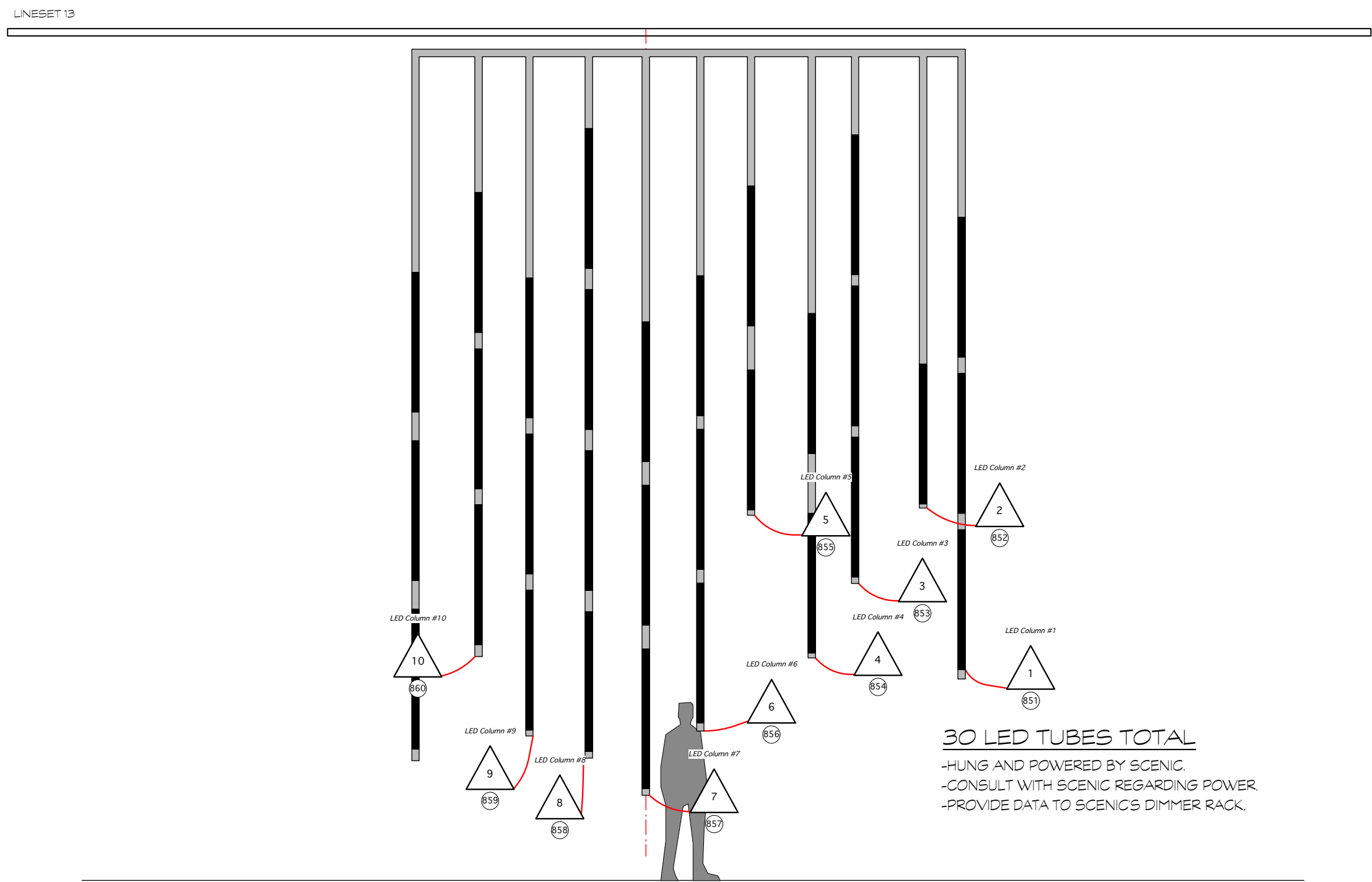
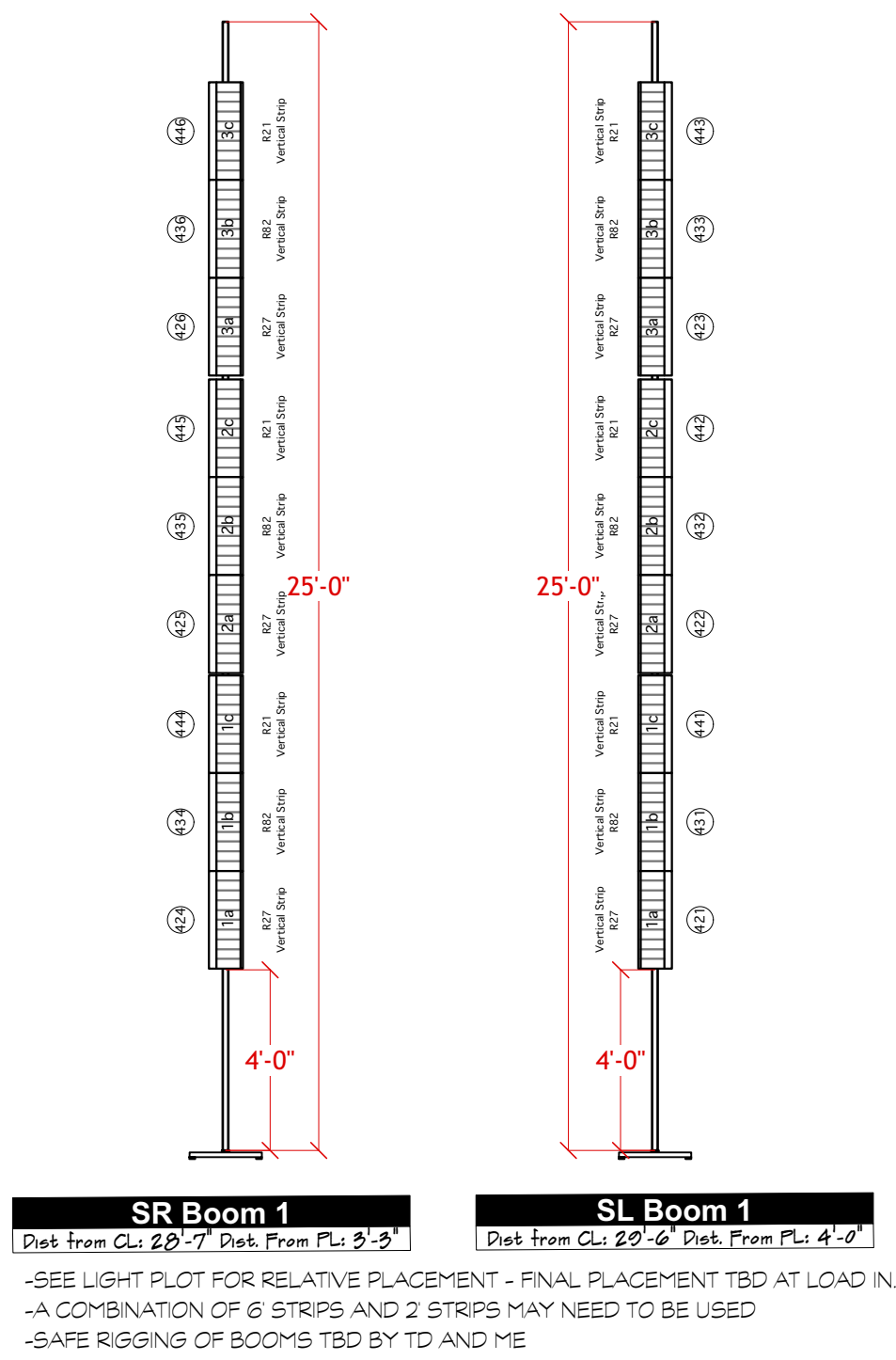


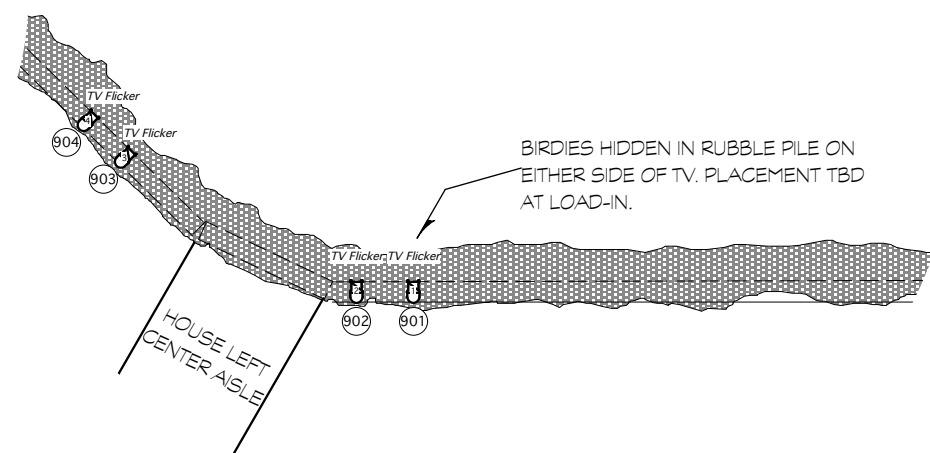
LED Tube Lights
LINESET 13



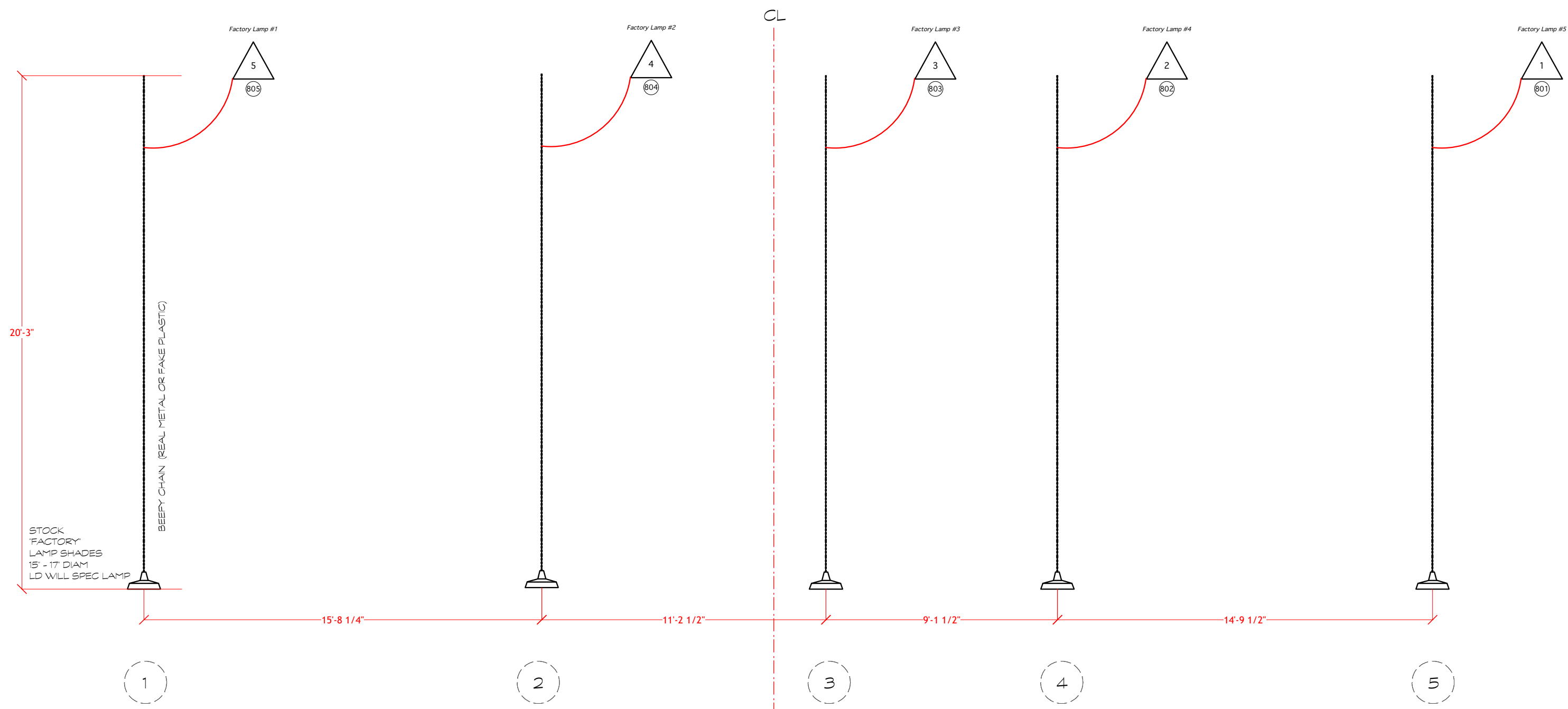
STAGE BOOMS
PLACEMENT TBD



TV FLICKER
DSK APRON

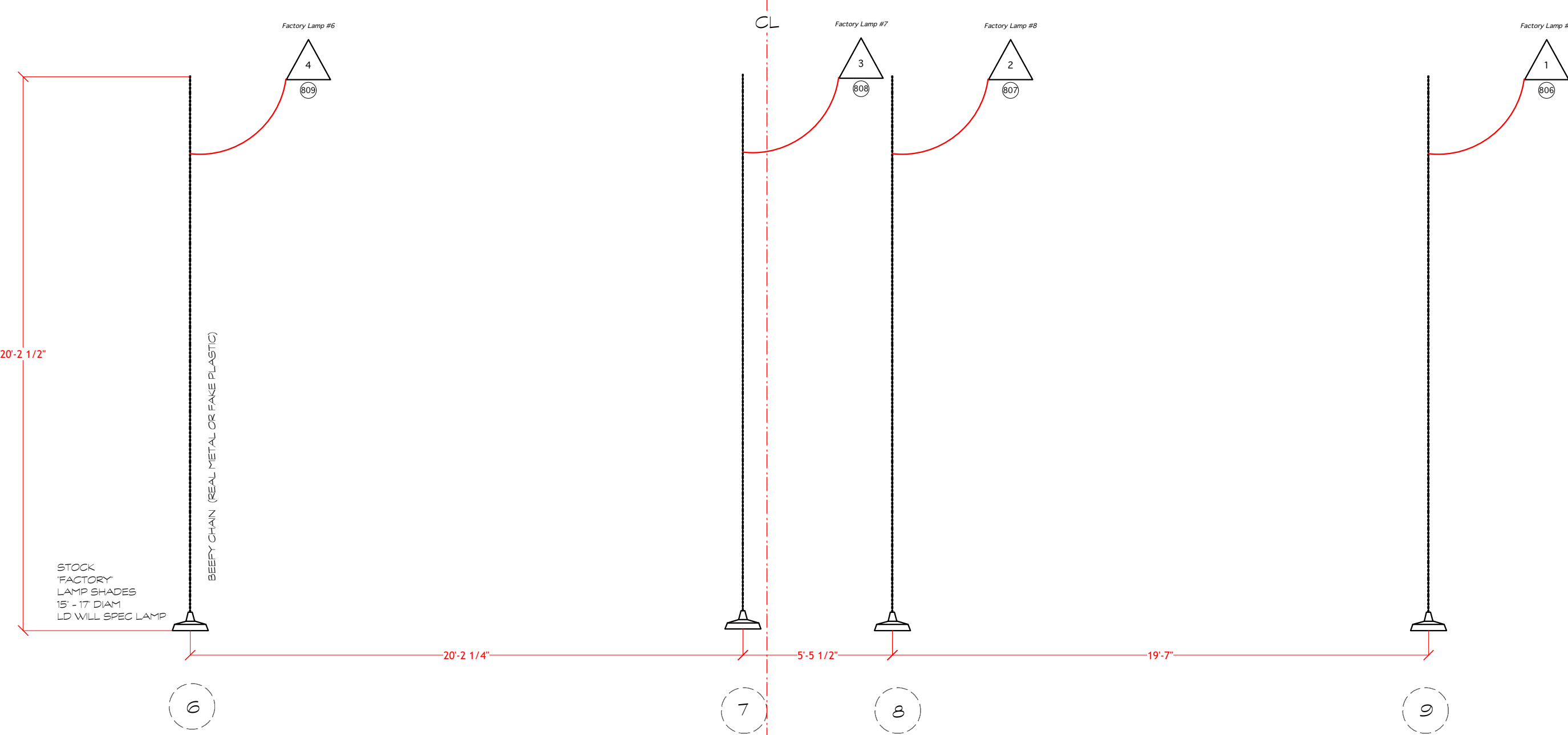


Factory Lights
LINESET 10 + 26



DOWNSTAGE HANGING METAL SHADE LAYOUT - LINE 10

-HUNG AND POWERED BY SCENIC
-ME TO CONSULT WITH SCENIC REGARDING POWER
-ME TO PROVIDE DATA TO SCENIC'S DIMMER RACK



UP STAGE HANGING METAL SHADE LAYOUT - LINE 26

SR SL

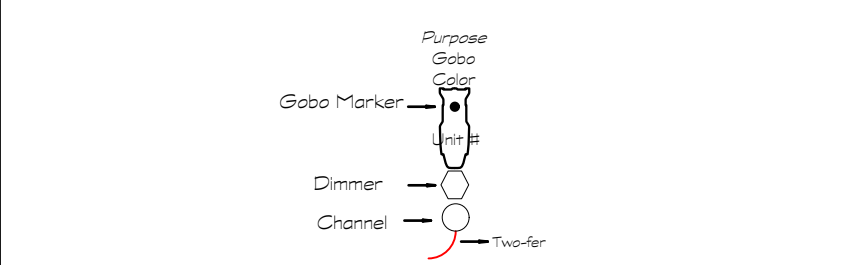
INSTRUMENT KEY

	SOURCE 4 - 19 DEGREE, 575W		SOURCE 4 - 50 DEGREE, 575W
	SOURCE 4 - 26 DEGREE, 575W		6' FRESNEL, 1kW
	SOURCE 4 - 36 DEGREE, 575W		6' FRESNEL, 2kW
	SOURCE 4 PAR MFL, 575W		ALTMAN G-LITE, 1kW
	PAR 64 MFL, 1kW		COLORTRAN BROAD, 1kW
	VL 880 SPOT, 800W		SELADOR VIVO R/L, 125W
	VL 2500 WASH, 700W		ATOMIC 3000 STROBE
	VL 3500 SPOT, 1.2kW		R100 FOGGER
	60' MINI STRIP, 750W		UNIQUE 2.0 HAZER
	LED CROWD BLENDER		GENERIC RGB STRIPLIGHT
	SUPERARC 400, 400W		BASE HAZER
	ELATON COLOR CHORUS		
	72 LED STRIPLIGHT, 650W		

ACCESSORIES

	HALF HAT		TOP HAT
	7.5' BARN DOOR		CV SCROLLER
	PIGEON PLATE		12 SIDE ARM
	RS		GOBOS

TYPICAL



NOTES

-Have ample cuts of R119 for all stages of focus.
-All units receive safety cable, color frame, & c-clamp unless otherwise noted.
-Dimmers assigned by Master Electrician prior to load-in.
-Master Electrician to provide blue light and cue light as needed prior to first tech.
-All color and templates to be dropped during load in.
-Double gels in gel frame with diffusion toward the lamp.
-No substitutions of equipment, color or templates without the designers approval.
-See Detail Plate #4 for scenic practical information.
-CXI Scrollers to be set to "Mix Mode."
-Final placement of hazers TBD by Designer at Load-In.
-Final rigging TBD by ME, RME, TD and ATO.
-Patch for Crowd Blenders: channel 1 = tilt, 2 = doors open, 3 = LED Column #1, 4 = LED Column #2, 5 = LED Column #3, 6 = LED Column #4.

THIS DRAWING REPRESENTS DESIGN INTENT AND CONCEPT

THE DESIGNER AND ASSISTANT DESIGNERS ARE RESPONSIBLE FOR THE VISUAL ASPECTS OF THE PRODUCTION ONLY. ALL DRAWINGS RELATE SOLELY TO THE APPEARANCE OF THE DESIGN AND NOT TO MATTERS OF SAFETY OR STRUCTURAL STABILITY. THE IMPLEMENTATION OF THIS DESIGN MUST COMPLY WITH THE MOST STRINGENT APPLICABLE FEDERAL AND LOCAL SAFETY AND FIRE CODES. THE DESIGNERS ARE NOT QUALIFIED TO DETERMINE ELECTRICAL OR STRUCTURAL APPROPRIATENESS OF THE DESIGN AND WILL NOT ASSUME RESPONSIBILITY FOR DAMAGES RESULTING FROM IMPROPER ENGINEERING AND/OR IMPLEMENTATION IN THE HANDLING OF THIS DESIGN. THE DESIGNER AGREES TO MAKE ALTERATIONS TO ANY SPECIFICATION FOUND TO BE INCOMPATIBLE WITH PROPER SAFETY PRECAUTIONS.

Lighting Designer

C.J. Mellides
cjm DESIGNS, LLC

(787)-580-1024 / CJMELIDES@GMAIL.COM / WWW.CJMELIDES.COM

DIRECTOR	Aubrey Berg
STAGE MANAGER	Jenny Rissover
MASTER ELECTRICIAN	Chris Behrendt
ASSISTANT LIGHTING DESIGNER	Parker Conzone
ASSISTANT LIGHTING DESIGNER	Justin Dudzik
SCENIC DESIGNER	Thomas Umfrid
COSTUME DESIGNER	Jillian Coratti

PRODUCED BY:
UNIVERSITY OF Cincinnati
College-Conservatory of Music

VENUE: **Patricia Corbett Theatre**

REVISIONS

A	Exploded bridges. Fixed overlapping label legends.	2/1/16	PC
B	Added Plate #4 - 'LX True Dimensions'	2/1/16	PC
C	Plot corrections from final review.	2/8/16	PC
D	Updated Bridge #2 linesets. Updated bubble lights.	2/15/16	PC



March 3-13, 2014

LX DETAIL PLATE

DRAFTING BY	CJM/PC
VERSION	V7.0
DATE	3/1/16
FILE REF	American Idiot Light Plot V6.Qvw
PAPER SIZE	Arch D
SCALE	1/4" = 1'

3/4